




# The Exploris School

School Website:   
([www.exploris.org/](http://www.exploris.org/))

**Grade Span:** KG-08  
**Charter:** Yes  
401 Hillsborough  
St., Raleigh, NC 27603  
919-715-3690

Go to the Analytics Site to   
(<https://ncreportcards.ondemand.sas.com/>)

Compare to Other  
Schools 

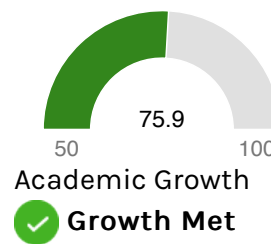
## 2018-19 Overall Performance

- [View Performance by School or District](#)
- [View Performance by Subgroup](#)

**B** 2018-19  
GRADE

**81**

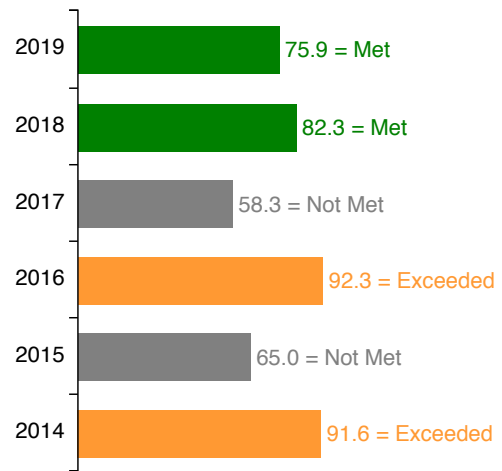
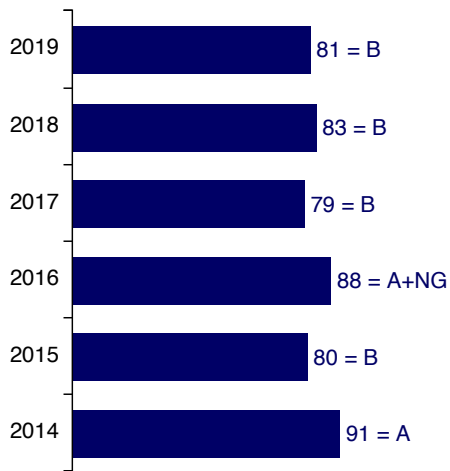
PERFORMANCE GRADE SCORE



Growth Range	Growth Status
85.0-100.0	Exceeded
70.0-84.9	Met
50.0-69.9	Not Met

[Performance Grade Score History](#)

[Academic Growth History](#)



**B** 2018-19  
EOG MATH GRADE

**76**

EOG MATH GRADE SCORE

✓ Growth Met

**B** 2018-19  
EOG READING GRADE

**84**

EOG READING GRADE SCORE

✓ Growth Met

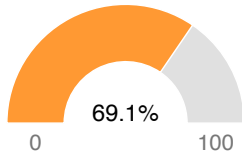
**Note - To protect student privacy, some data values for small groups will be suppressed as “> 95%” or “< 5%” in the charts or tables below. For counts less than 10, no data will be displayed.**

## 2018-19 Student Characteristics & Participation

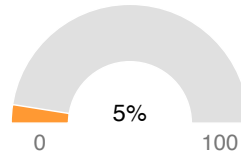
This section describes some key measures about the students at this school.

Incoming Student Readiness ⓘ

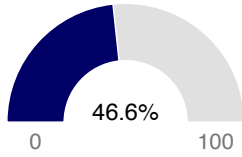
Percentage Economically Disadvantaged ⓘ



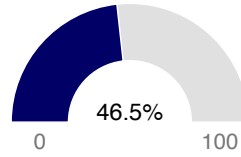
69.1% of the students entering 6th Grade across the school are proficient.



5% of Students across the school are economically disadvantaged.



46.6% of the students entering 6th Grade across the state are proficient.



46.5% of Students across the state are economically disadvantaged.

## 2018-19 Student Performance

[Student Performance by School/District](#)

[Student Performance by Subgroup](#)

This section describes student performance in various test subject areas. Student test performance is reported as one of five achievement levels **i**. Levels 1 and 2 are below grade level. Level 3 is grade level proficient. Levels 4 and 5 indicate students are on track for career and college readiness. For math, student test performance is reported as one of four achievement levels. Not Proficient is below grade level. Level 3 is grade level proficient, Levels 4 and 5 indicate students are on track for career and college readiness.

## Proficiency in Subject Areas

### Math Performance **i**

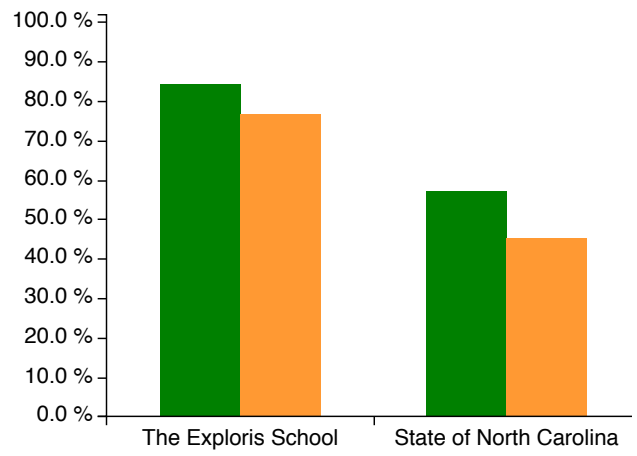
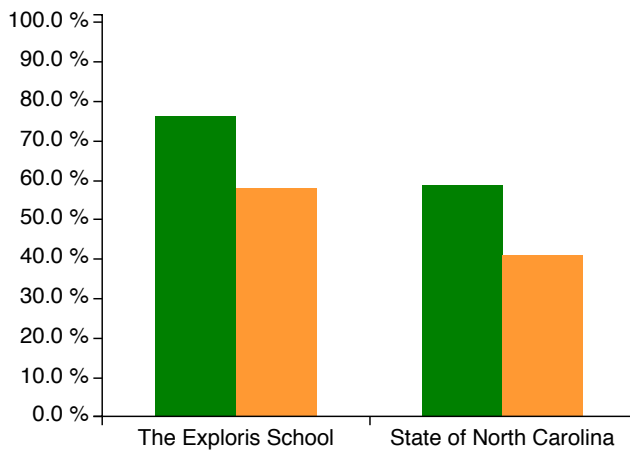
[Summary Chart](#)

[Table](#)

### English Language Arts/ Reading Performance **i**

[Summary Chart](#)

[Table](#)



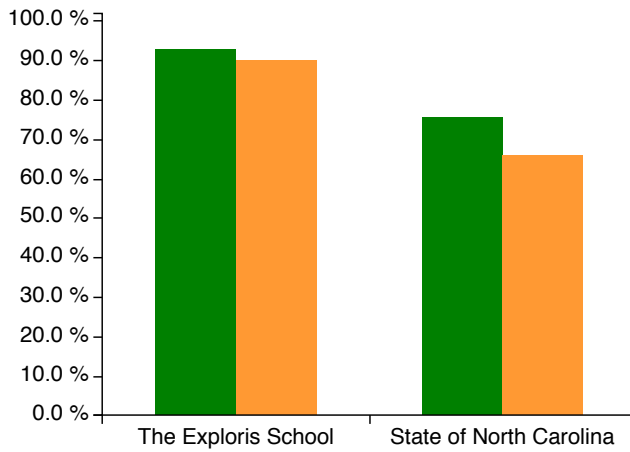
■ Grade Level Proficient (Levels 3-5)  
 ■ Career & College Ready (Levels 4-5)

■ Grade Level Proficient (Levels 3-5)  
 ■ Career & College Ready (Levels 4-5)

## Science Performance i

Summary Chart

Table

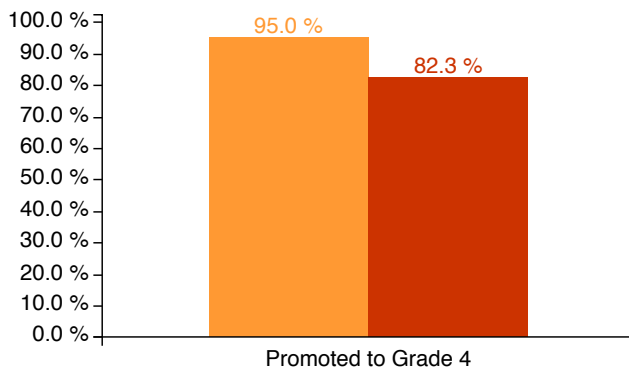


■ Grade Level Proficient (Levels 3-5)  
 ■ Career & College Ready (Levels 4-5)

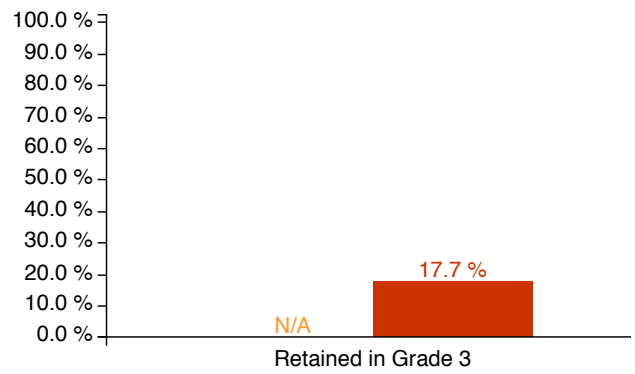
## Other Measures

Read to Achieve - Promoted to Grade 4 i

Read to Achieve - Retained in Grade 3 i



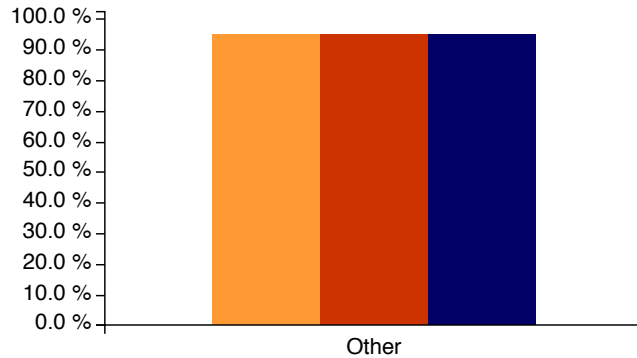
■ The Exploris School ■ State of North Carolina



■ The Exploris School ■ State of North Carolina

### Test Participation i

Percentage of students participating in state mandated standardized testing.



■ Math Grades 3-8 ■ Reading Grades 3-8  
■ Science Grades 5&8

[Chart](#) [Table](#)

### Students with Disabilities Alternate Test Participation

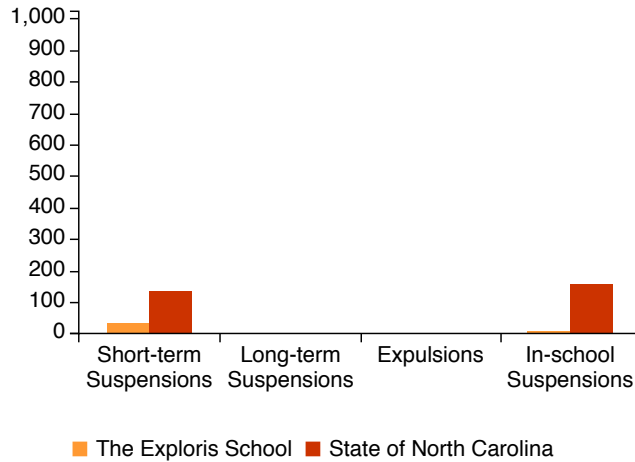
The percent of tested students is expected to be below 1% at the state level. Most schools have so few students that this information may be masked to protect student privacy. i

## 2018-19 School Environment

- [View Environment by School/District](#)
- [View Environment by Subgroup](#)

This section provides information on the school environment and facilities

### Suspension and Expulsion Rates (per 1000 students)



### Rates of Criminal Acts, Bullying, Law Enforcement Referrals, and Arrests (per 1000 Students)

	Criminal Acts	Bullying and Harassment	Referrals and Arrests
The Exploris School	0.00	15.63	
State of North Carolina	6.29	11.28	

Chart Table

### Students Per Device

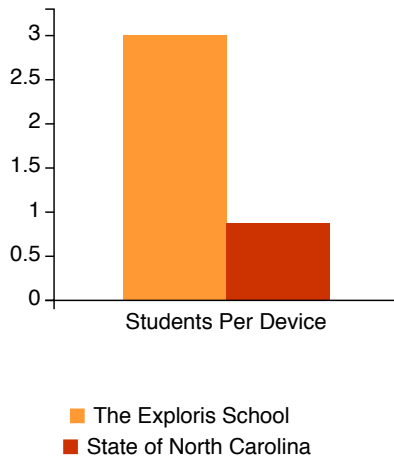


Chart Table

### Book Titles Per Student

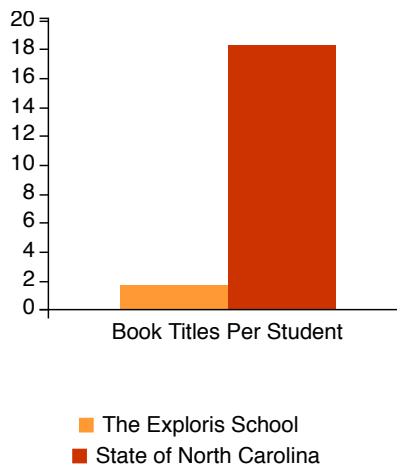


Chart Table

### Wireless Access Points per Classroom

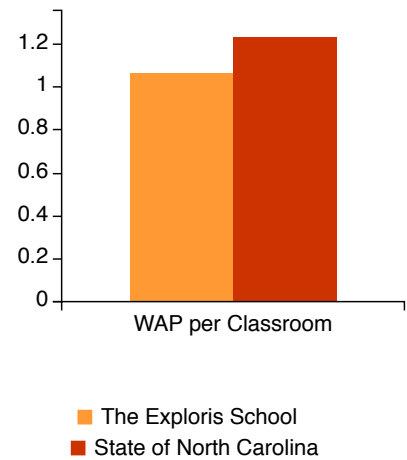



Chart Table

## Strategic Planning 2018-19

This section provides information on The Exploris School's strategic planning, goals and progress.

### Progress Goals

This school has progress goals for Math Grades 3-8, and Reading Grades 3-8 in the following student groups - ALL, Students w/ Disabilities, and White.

Click the following link  ([http://accrpt.ncpublicschools.org/essa\\_ltg/ltg.html](http://accrpt.ncpublicschools.org/essa_ltg/ltg.html)) to see the progress of student groups at this school (note you will need to select this school again).

